

7 200m Individual Medley Women Heat

Official

NZR	Open New Zealand Long Course Record	2:12.12	2010-10-04	Natalie Wiegiersma
18yr NZR	18 Years New Zealand Long Course Record	2:15.68	2021-04-10	Gina McCarthy
17yr	17 Years New Zealand Long Course	2:15.10	2007-07-01	Natalie Wiegiersma

































Show more



































Entries Heats Summary

































Total

Rank	Competitor	Age	Club	RT	PTS	Result
1	De Coster Nina	16	St Paul's Swimming ...	+0.55		2:24.14 Entry: 2:24.42 (-0.28) Q
	50m: 30.80	100m: 1:09.43 (38.63)	150m: 1:52.31 (42.88)			200m: 2:24.14 (31.83)
2	Asiata Danielle	17	Howick Pakuranga	+0.66		2:25.43 Entry: 2:20.45 (+4.98) Q
	50m: 29.93	100m: 1:06.25 (36.32)	150m: 1:49.87 (43.62)			200m: 2:25.43 (35.56)
3	Abdou Hanna	17	Wharenui Swim Club	+0.81		2:25.62 Entry: 2:23.50 (+2.12) Q
	50m: 32.12	100m: 1:08.63 (36.51)	150m: 1:52.78 (44.15)			200m: 2:25.62 (32.84)
4	Quayle Bridie	15	Wharenui Swim Club	+0.77		2:26.00 Entry: 2:22.94 (+3.06) Q
	50m: 31.79	100m: 1:08.51 (36.72)	150m: 1:51.34 (42.83)			200m: 2:26.00 (34.66)
5	Campion Alex	17	United Swimming Club	+0.68		2:26.58 Entry: 2:23.07 (+3.51) Q
	50m: 30.35	100m: 1:07.65 (37.30)	150m: 1:50.94 (43.29)			200m: 2:26.58 (35.64)
6	Hurley Kate	16	Pirates Swim Team	+0.71		2:27.78 Entry: 2:25.22 (+2.56) Q
	50m: 31.42	100m: 1:10.83 (39.41)	150m: 1:52.92 (42.09)			200m: 2:27.78 (34.86)
7	Bates Olivia	16	Howick Pakuranga	+0.77		2:28.67 Entry: 2:28.09 (+0.58) Q
	50m: 31.54	100m: 1:10.83 (39.29)	150m: 1:53.07 (42.24)			200m: 2:28.67 (35.60)
7	Lovell Nicola	15	Blenheim Swimming ...	+0.72		2:28.67 Entry: 2:30.66 (-1.99) Q
	50m: 32.45	100m: 1:10.88 (38.43)	150m: 1:53.37 (42.49)			200m: 2:28.67 (35.30)
9	Peters Chloe	16	Hamilton Aquatics	+0.66		2:28.97 Entry: 2:24.80 (+4.17) Q
	50m: 30.08	100m: 1:08.87 (38.79)	150m: 1:54.43 (45.56)			200m: 2:28.97 (34.54)
10	Glintmeyer Milan	15	Coast Swimming Club	+0.73		2:29.33 Entry: 2:23.53 (+5.80) Q
	50m: 30.27	100m: 1:05.89 (35.62)	150m: 1:52.42 (46.53)			200m: 2:29.33 (36.91)
11	Davidson Abby	18	United Swimming Club	+0.79		2:29.35 Entry: 2:27.85 (+1.50) Q
	50m: 31.79	100m: 1:11.21 (39.42)	150m: 1:54.06 (42.85)			200m: 2:29.35 (35.29)
12	Riley Ariella	15	Hamilton Aquatics	+0.75		2:29.54 Entry: 2:25.05 (+4.49) Q
	50m: 32.19	100m: 1:10.01 (37.82)	150m: 1:55.62 (45.61)			200m: 2:29.54 (33.92)
13	Ecclestone Louise	17	United Swimming Club	+0.67		2:29.91 Entry: 2:30.07 (-0.16) Q
	50m: 30.71	100m: 1:09.32 (38.61)	150m: 1:54.79 (45.47)			200m: 2:29.91 (35.12)
14	McIntosh Alex	15	United Swimming Club	+0.73		2:30.42 Entry: 2:28.67 (+1.75) Q
	50m: 32.13	100m: 1:12.94 (40.81)	150m: 1:55.04 (42.10)			

200m: 2:30.42 (35.38)


15	 W... Ali...	17	 United Swimming Club	+0.80	2:30.57	Q
200m: 2:30.57 (35.29)						
16	 Hingston Freya	16	 United Swimming Club	+0.80	2:30.81	Q
50m: 31.38		100m: 1:09.87 (38.49)		150m: 1:54.48 (44.61)		Entry: 2:25.84 (+4.97)
200m: 2:30.81 (36.33)						
17	 Lyles Jasmine	16	 Phoenix Aquatics	+0.68	2:30.92	Q
50m: 32.05		100m: 1:14.18 (42.13)		150m: 1:55.71 (41.53)		Entry: 2:25.00 (+5.92)
200m: 2:30.92 (35.21)						
18	 van Veldhuizen Breeze	16	 Heretaunga Sundevils	+0.73	2:31.31	Q
50m: 31.51		100m: 1:08.75 (37.24)		150m: 1:55.65 (46.90)		Entry: 2:26.80 (+4.51)
200m: 2:31.31 (35.66)						
19	 Skidmore Evie	17	 Trojans Swim Club	+0.79	2:31.48	Q
50m: 31.16		100m: 1:10.51 (39.35)		150m: 1:55.72 (45.21)		Entry: 2:33.61 (-2.13)
200m: 2:31.48 (35.76)						
20	 Benyo (V) Julia	16	 Vikings Swim Club Inc	+0.66	2:31.64	Q
50m: 31.89		100m: 1:12.26 (40.37)		150m: 1:55.58 (43.32)		Entry: 2:33.91 (-2.27)
200m: 2:31.64 (36.06)						
21	 Jeromson Grace	16	 TBSS Central City S...	+0.65	2:31.71	Q
50m: 31.33		100m: 1:10.59 (39.26)		150m: 1:52.90 (42.31)		Entry: 2:32.29 (-0.58)
200m: 2:31.71 (38.81)						
21	 Huettemeyer Helena	16	 Coast Swimming Club	+0.74	2:31.71	Q
50m: 31.80		100m: 1:11.69 (39.89)		150m: 1:54.34 (42.65)		Entry: 2:31.33 (+0.38)
200m: 2:31.71 (37.37)						
23	 Molnar Sophia	17	 Wharenui Swim Club	+0.77	2:31.84	Q
50m: 30.50		100m: 1:09.94 (39.44)		150m: 1:54.37 (44.43)		Entry: 2:36.00 (-4.16)
200m: 2:31.84 (37.47)						
24	 Cain-Townley Mia	16	 Nelson South Swim ...	+0.79	2:32.18	R1
50m: 30.88		100m: 1:09.48 (38.60)		150m: 1:56.28 (46.80)		Entry: 2:33.40 (-1.22)
200m: 2:32.18 (35.90)						
25	 King Hannah	18	 Vikings Swim Club Inc	+0.71	2:32.25	Q
50m: 32.32		100m: 1:13.84 (41.52)		150m: 1:55.91 (42.07)		Entry: 2:30.98 (+1.27)
200m: 2:32.25 (36.34)						
26	 Uys Heidi	18	 Swim Timaru	+0.74	2:32.42	Q
50m: 33.16		100m: 1:12.85 (39.69)		150m: 1:56.04 (43.19)		Entry: 2:32.42
200m: 2:32.42 (36.38)						
27	 Maritz Ania	16	 North Shore Swimmi...	+0.73	2:32.59	R2
50m: 30.84		100m: 1:09.57 (38.73)		150m: 1:57.18 (47.61)		Entry: 2:28.69 (+3.90)
200m: 2:32.59 (35.41)						
28	 Lin Amber	13	 North Shore Swimmi...	+0.65	2:32.83	Q
50m: 31.84		100m: 1:10.66 (38.82)		150m: 1:56.26 (45.60)		Entry: 2:34.40 (-1.57)
200m: 2:32.83 (36.57)						
29	 Winter Heidi	15	 Alexandra Swimming...	+0.71	2:33.16	Q
50m: 31.80		100m: 1:11.11 (39.31)		150m: 1:58.13 (47.02)		Entry: 2:33.96 (-0.80)
200m: 2:33.16 (35.03)						
30	 Delunel (V) Clara	15	 Dumbea New Caledo...	+0.65	2:33.22	Q
50m: 31.31		100m: 1:11.31 (40.00)		150m: 1:56.52 (45.21)		Entry: 2:33.79 (-0.57)
200m: 2:33.22 (36.70)						
31	 Pratt-Smith Zaniqua	16	 Mt Maunganui Swim...	+0.75	2:33.52	Q
50m: 30.86		100m: 1:10.46 (39.60)		150m: 1:56.92 (46.46)		Entry: 2:33.85 (-0.33)
200m: 2:33.52 (36.60)						
32	 Shi Lisa	15	 Howick Pakuranga		2:33.58	Q
						Entry: 2:33.15 (+0.43)

	50m: 32.88 200m: 2:33.58 (36.58)	100m: 1:12.57 (39.69)	150m: 1:57.00 (44.43)		
33	 Buissinne Alexis	16	 North Shore Swimmi... +0.70	2:34.23 Entry: 2:32.16 (+2.07)	
	50m: 31.72 200m: 2:34.23 (36.89)	100m: 1:11.12 (39.40)	150m: 1:57.34 (46.22)		
34	 Laban (V) Mia	16	 Howick Pakuranga +0.70	2:34.50 Entry: 2:32.14 (+2.36)	
	50m: 31.35 200m: 2:34.50 (36.49)	100m: 1:10.04 (38.69)	150m: 1:58.01 (47.97)		
35	 Buissinne Kezia	16	 North Shore Swimmi... +0.73	2:34.63 Entry: 2:32.02 (+2.61)	
	50m: 31.93 200m: 2:34.63 (35.80)	100m: 1:12.95 (41.02)	150m: 1:58.83 (45.88)		
36	 Kim Lani	13	 North Shore Swimmi... +0.68	2:34.75 Entry: 2:32.14 (+2.61)	Q
	50m: 32.88 200m: 2:34.75 (35.45)	100m: 1:13.00 (40.12)	150m: 1:59.30 (46.30)		
37	 Skidmore Millie	13	 Trojans Swim Club +0.66	2:35.54 Entry: 2:40.47 (-4.93)	Q
	50m: 32.71 200m: 2:35.54 (36.25)	100m: 1:12.03 (39.32)	150m: 1:59.29 (47.26)		
38	 McLaren Charlotte	14	 Trojans Swim Club +0.66	2:35.66 Entry: 2:36.01 (-0.35)	Q
	50m: 33.34 200m: 2:35.66 (37.78)	100m: 1:13.26 (39.92)	150m: 1:57.88 (44.62)		
39	 Carter Violet	14	 Ice Breaker Aquatics +0.78	2:35.69 Entry: 2:31.71 (+3.98)	Q
	50m: 33.73 200m: 2:35.69 (35.37)	100m: 1:14.53 (40.80)	150m: 2:00.32 (45.79)		
40	 Menzies Laura	14	 Selwyn Swim Club +0.78	2:35.81 Entry: 2:33.33 (+2.48)	Q
	50m: 32.95 200m: 2:35.81 (37.91)	100m: 1:09.52 (36.57)	150m: 1:57.90 (48.38)		
41	 Miller Xanthe	16	 United Swimming Club +0.71	2:35.84 Entry: 2:32.91 (+2.93)	
	50m: 31.11 200m: 2:35.84 (37.15)	100m: 1:08.78 (37.67)	150m: 1:58.69 (49.91)		
42	 Grenfell Annabel	16	 Nelson South Swim ... +0.73	2:35.86 Entry: 2:33.77 (+2.09)	
	50m: 31.77 200m: 2:35.86 (37.82)	100m: 1:09.63 (37.86)	150m: 1:58.04 (48.41)		
43	 Winter Sophie	17	 Alexandra Swimming... +0.73	2:36.07 Entry: 2:35.17 (+0.90)	R1
	50m: 32.40 200m: 2:36.07 (37.97)	100m: 1:13.01 (40.61)	150m: 1:58.10 (45.09)		
44	 Carter Scout	16	 Ice Breaker Aquatics +0.74	2:36.86 Entry: 2:32.08 (+4.78)	
	50m: 34.56 200m: 2:36.86 (35.54)	100m: 1:17.34 (42.78)	150m: 2:01.32 (43.98)		
45	 Vivian Olivia	13	 Wharenui Swim Club +0.67	2:37.09 Entry: 2:35.06 (+2.03)	Q
	50m: 34.37 200m: 2:37.09 (34.16)	100m: 1:18.00 (43.63)	150m: 2:02.93 (44.93)		
46	 Taylor Liv	16	 North Shore Swimmi... +0.64	2:37.30 Entry: 2:34.28 (+3.02)	
	50m: 32.34 200m: 2:37.30 (38.99)	100m: 1:12.14 (39.80)	150m: 1:58.31 (46.17)		
47	 McGrath Lily	14	 Neptune Swim Club +0.71	2:37.76 Entry: 2:38.04 (-0.28)	Q
	50m: 34.42 200m: 2:37.76 (37.42)	100m: 1:15.67 (41.25)	150m: 2:00.34 (44.67)		
48	 Huang Channelle	13	 North Shore Swimmi... +0.77	2:37.79 Entry: 2:37.25 (+0.54)	Q
	50m: 35.35 200m: 2:37.79 (37.41)	100m: 1:15.54 (40.19)	150m: 2:00.38 (44.84)		
48	 Yule Helena	13	 Phoenix Aquatics +0.70	2:37.79 Entry: 2:37.70 (+0.09)	Q
	50m: 33.23 200m: 2:37.79 (36.39)	100m: 1:12.74 (39.51)	150m: 2:01.40 (48.66)		

50	 Upton Laila	14	 Capital Swim Club	+0.66	2:37.81 Entry: 2:38.27 (-0.46)	Q
	50m: 32.91 200m: 2:37.81 (35.53)	100m: 1:14.96 (42.05)	150m: 2:02.28 (47.32)			
51	 Sasamoto Rio	15	 Enterprise Swim Team	+0.64	2:38.14 Entry: 2:34.37 (+3.77)	Q
	50m: 33.01 200m: 2:38.14 (35.01)	100m: 1:13.54 (40.53)	150m: 2:03.13 (49.59)			
52	 Baars Ashlee	15	 Vikings Swim Club Inc	+0.66	2:38.29 Entry: 2:33.60 (+4.69)	Q
	50m: 32.72 200m: 2:38.29 (40.57)	100m: 1:10.80 (38.08)	150m: 1:57.72 (46.92)			
53	 Sercan (V) Ambre	13	 Dumbea New Caledo...		2:38.82 Entry: 2:36.60 (+2.22)	Q
	50m: 33.88 200m: 2:38.82 (37.15)	100m: 1:16.00 (42.12)	150m: 2:01.67 (45.67)			
54	 Wills Grace	14	 TBSS Central City S...	+0.62	2:39.37 Entry: 2:34.14 (+5.23)	Q
	50m: 33.64 200m: 2:39.37 (40.38)	100m: 1:14.75 (41.11)	150m: 1:58.99 (44.24)			
55	 Austin Amelie	17	 St Paul's Swimming ...	+0.81	2:39.54 Entry: 2:30.14 (+9.40)	R2
	50m: 32.64 200m: 2:39.54 (37.33)	100m: 1:14.17 (41.53)	150m: 2:02.21 (48.04)			
56	 Tobin Mackenzie	13	 Parnell Swimming	+0.70	2:39.64 Entry: 2:41.59 (-1.95)	Q
	50m: 33.46 200m: 2:39.64 (36.98)	100m: 1:12.92 (39.46)	150m: 2:02.66 (49.74)			
57	 Bell (V) Mackenzie	15	 Australia	+0.69	2:39.70 Entry: 2:34.61 (+5.09)	R1
	50m: 32.72 200m: 2:39.70 (35.47)	100m: 1:16.08 (43.36)	150m: 2:04.23 (48.15)			
58	 Nelson Holly	16	 North Shore Swimmi...	+0.74	2:40.29 Entry: 2:32.94 (+7.35)	
	50m: 34.31 200m: 2:40.29 (36.61)	100m: 1:14.75 (40.44)	150m: 2:03.68 (48.93)			
59	 Sun Teresa	13	 United Swimming Club	+0.58	2:41.36 Entry: 2:38.63 (+2.73)	Q
	50m: 33.18 200m: 2:41.36 (39.95)	100m: 1:16.29 (43.11)	150m: 2:01.41 (45.12)			
60	 Sorenson Holly	13	 Porirua City Aquatics	+0.67	2:41.37 Entry: 2:37.18 (+4.19)	Q
	50m: 32.44 200m: 2:41.37 (39.00)	100m: 1:15.70 (43.26)	150m: 2:02.37 (46.67)			
61	 Tongalea Mila	13	 United Swimming Club	+0.58	2:41.41 Entry: 2:40.47 (+0.94)	R1
	50m: 31.53 200m: 2:41.41 (37.31)	100m: 1:11.59 (40.06)	150m: 2:04.10 (52.51)			
62	 Artz Tineke	13	 Ashburton Swim Team	+0.83	2:41.42 Entry: 2:43.07 (-1.65)	R2
	50m: 34.02 200m: 2:41.42 (35.37)	100m: 1:17.37 (43.35)	150m: 2:06.05 (48.68)			
63	 Jury Mackenzie	13	 Liz van Welie Aquatics	+0.74	2:41.47 Entry: 2:41.95 (-0.48)	
	50m: 33.82 200m: 2:41.47 (37.74)	100m: 1:15.68 (41.86)	150m: 2:03.73 (48.05)			
64	 Hooton Zoe	13	 Coast Swimming Club	+0.63	2:43.07 Entry: 2:38.05 (+5.02)	
	50m: 33.34 200m: 2:43.07 (38.89)	100m: 1:15.41 (42.07)	150m: 2:04.18 (48.77)			
65	 Simpson Ngamihi	17	 Swim Rotorua	+0.75	2:43.27 Entry: 2:35.82 (+7.45)	
	50m: 32.82 200m: 2:43.27 (37.28)	100m: 1:15.52 (42.70)	150m: 2:05.99 (50.47)			
66	 Lu Eve	13	 United Swimming Club	+0.76	2:45.22 Entry: 2:42.80 (+2.42)	
	50m: 34.37 200m: 2:45.22 (41.18)	100m: 1:18.66 (44.29)	150m: 2:04.04 (45.38)			
67	 Cherrier (V) Victoria	14	 Dumbea New Caledo...	+0.84	2:46.52 Entry: 2:37.84 (+8.68)	Q

50m: 35.33 100m: 1:22.83 (47.50) 150m: 2:08.90 (46.07)
200m: 2:46.52 (37.62)



 Chan Bianca

14



Roskill Swimming Club

DSQ